
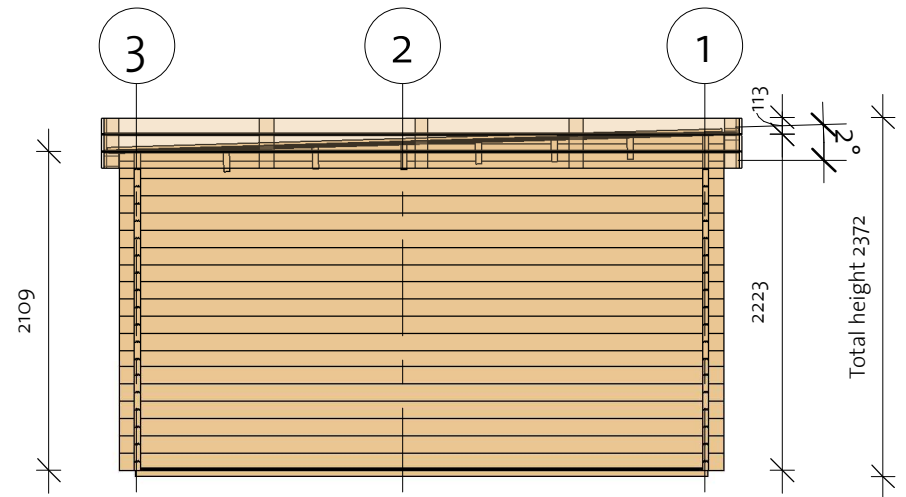
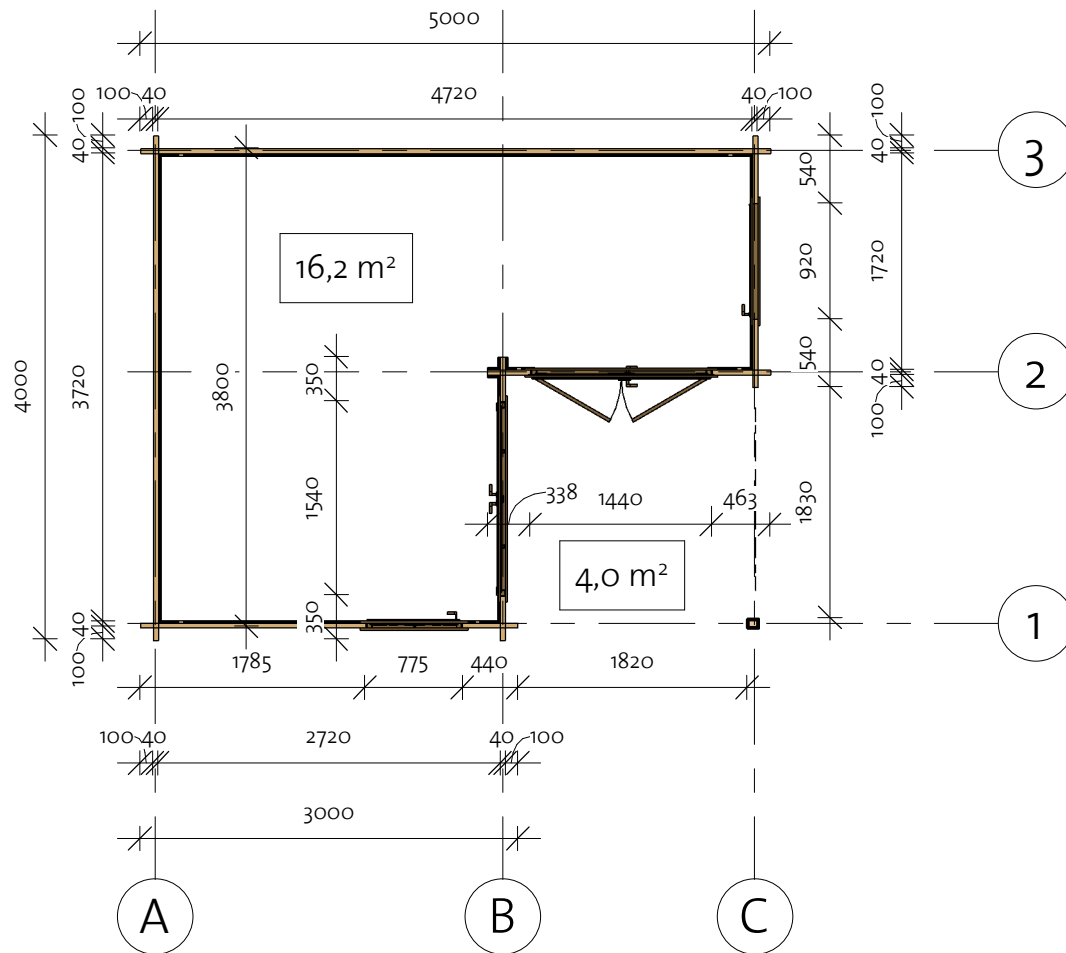
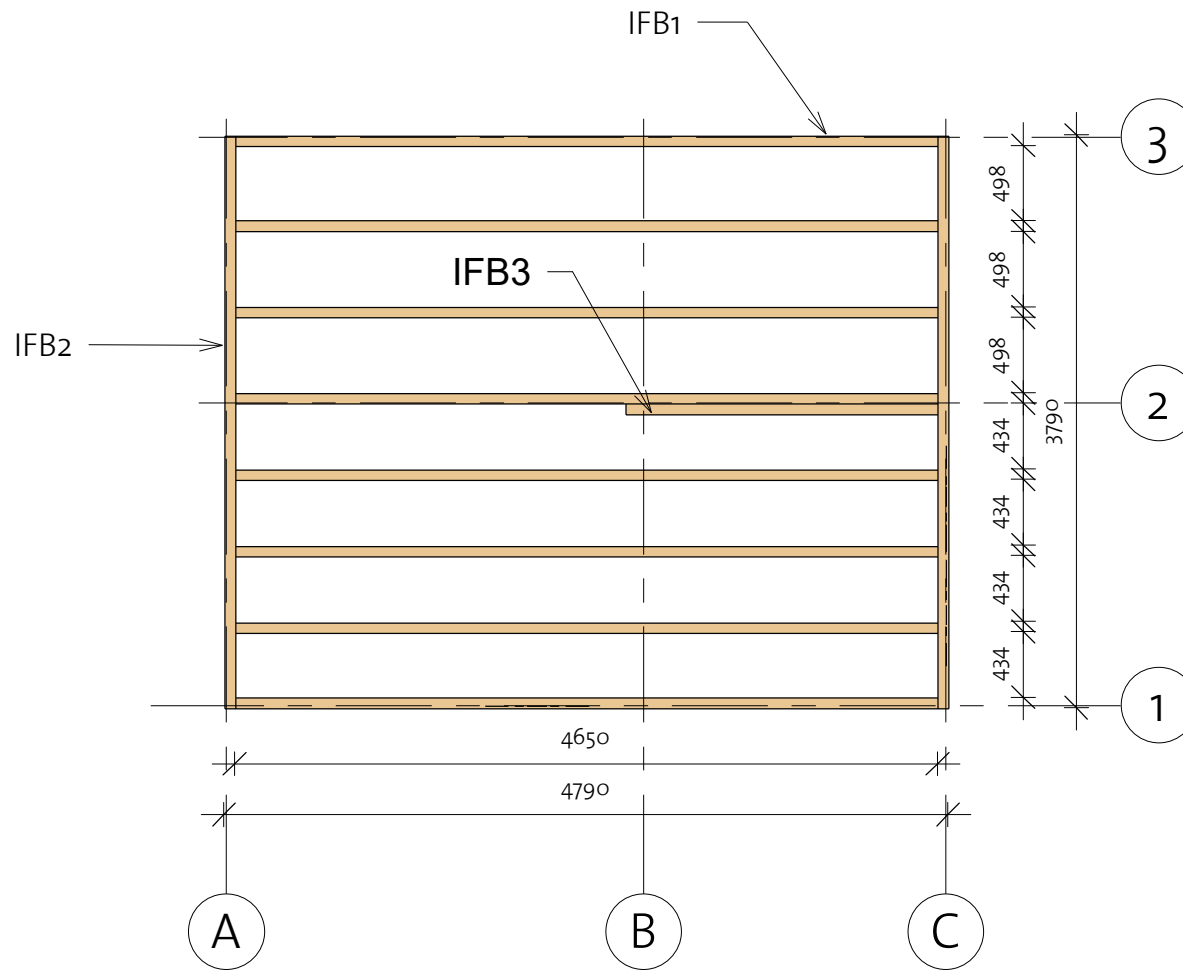



# Miami 40 (480x380)



# Miami 40 (480x380)

Foundation

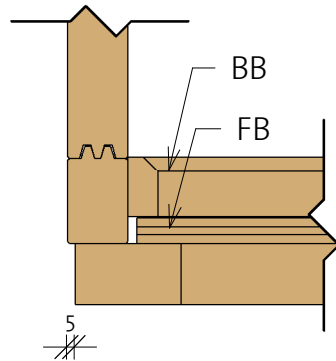




Impregnated foundation beams				
Mark	Type	Profile	Count	Length
IFB1	IFB 70x40		8	4650
IFB2	IFB 70x40		2	3790
IFB3	IFB 70x40		1	2065


# Miami 40 (480x380)

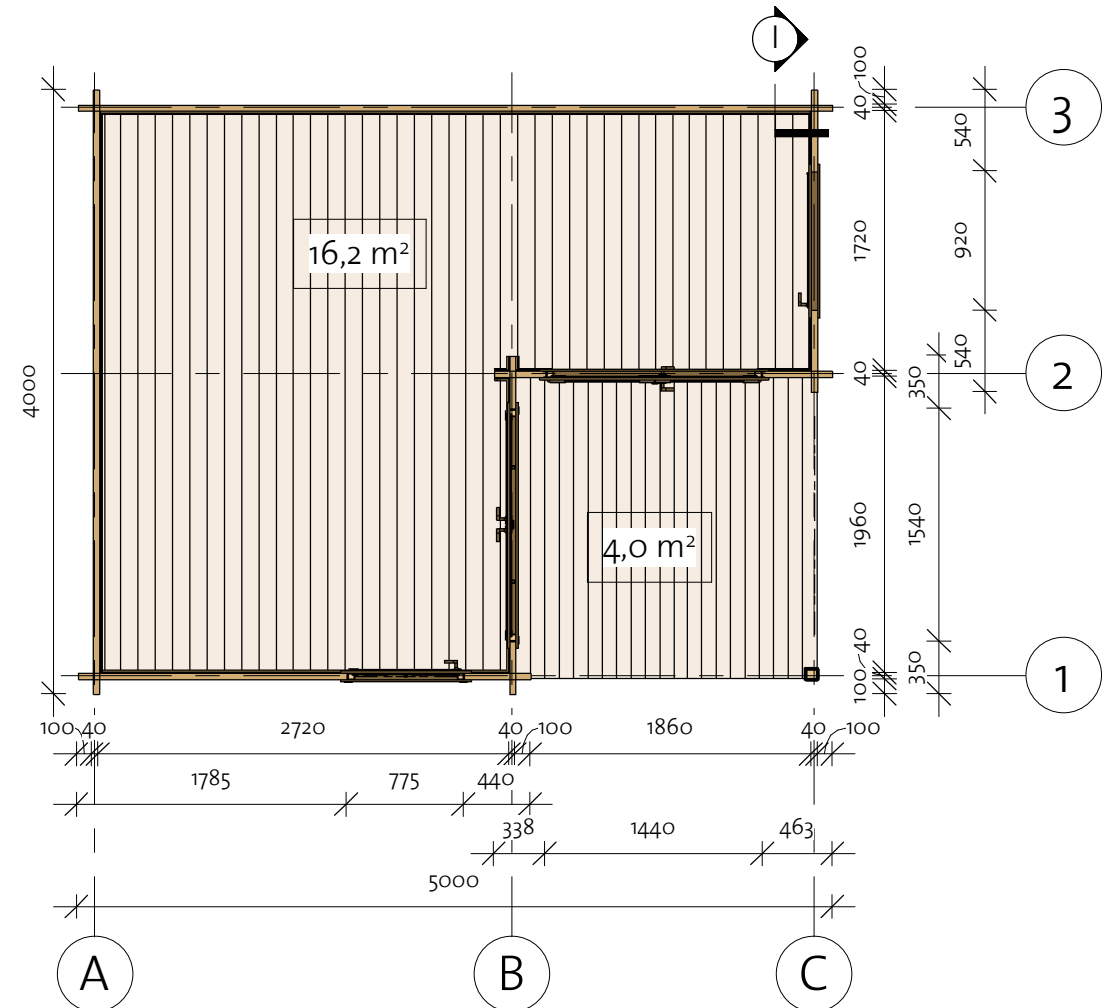
Floor Plan

① Baseboard



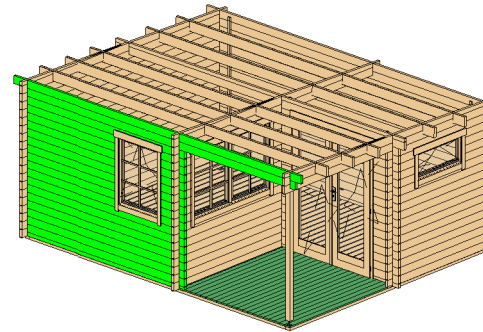
Floor Schedule				
Mark	Type	Profile	Count	Length
FB1	FB 17x114		18	1749
FB2	FB 17x114		26	3714
TB	TB 21x95		21	1995

BB	BB 20x40		4	4800
----	----------	---	---	------



# Miami 40 (480x380)




Wall 1

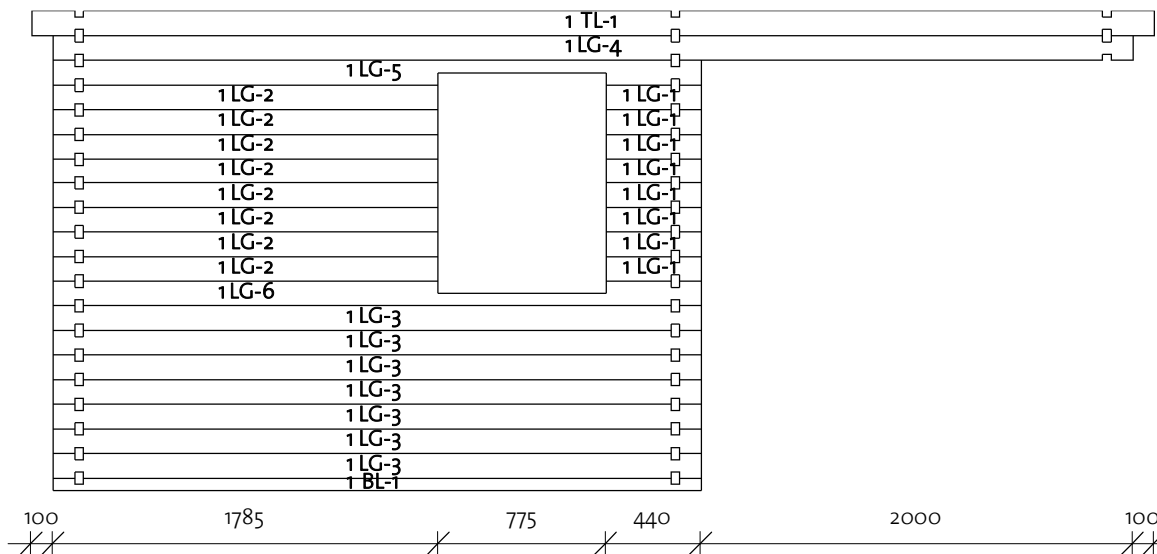


Wall 1			
Mark	Profile	Count	Cut Length

1BL-1	40X57	1	3000
1LG-1	40X114	8	440
1LG-2	40X114	8	1785
1LG-3	40X114	7	3000
1LG-4	40X114	1	5000
1LG-5	40X114	1	3000
1LG-6	40X114	1	3000
1TL-1	40X114	1	5200

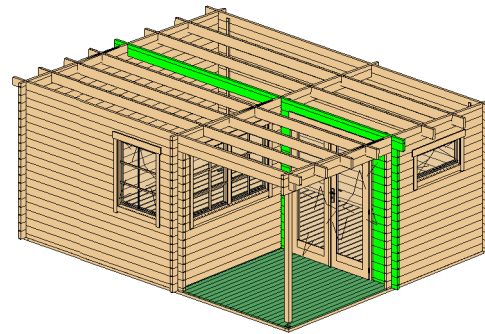
Log Profile Wall 1	
Profile	Profile

40X57	
40X114	
40X114	



# Miami 40 (480x380)

Wall 2

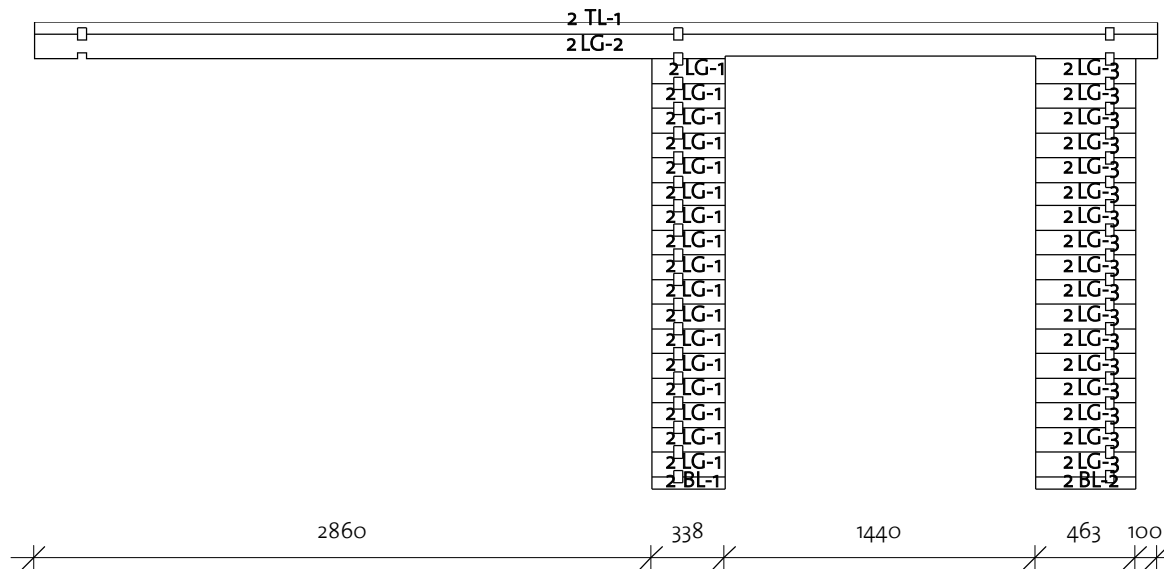


Wall 2			
Mark	Profile	Count	Cut Length

2BL-1	40X57	1	338
2BL-2	40X57	1	463
2LG-1	40X114	17	338
2LG-2	40X114	1	5200
2LG-3	40X114	17	463
2TL-1	40X53	1	5200

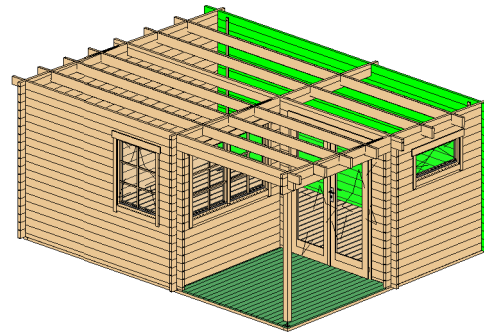
Log Profile Wall 2	
Profile	Profile

40X57	
40X114	
40X53	



# Miami 40 (480x380)




Wall 3

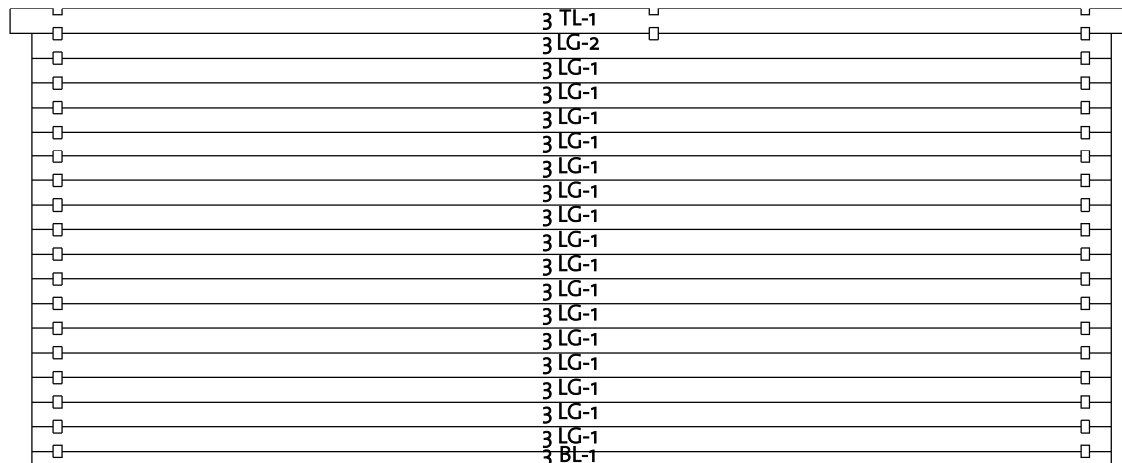


Wall 3			
Mark	Profile	Count	Cut Length

3BL-1	40x57	1	5000
3LG-1	40x114	16	5000
3LG-2	40x114	1	5000
3TL-1	40x114	1	5200


Log Profile Wall 3	
Profile	Profile

40x57	
40x114	
40x114	



# Miami 40 (480x380)


Wall A



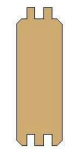
Wall A			
Mark	Profile	Count	Cut Length

ALG-1	40x114	17	4000
ALG-2*	40x114	1	4000
ALG-3*	40x114	1	4000
ALG-4*	40x114	1	1957

\* Gable - delivered premounted

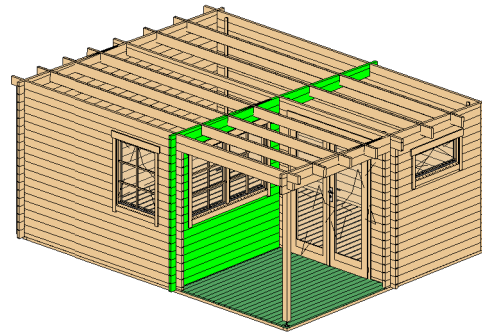


Log Profile Wall A	
Profile	Profile

40x114	
--------	---

# Miami 40 (480x380)

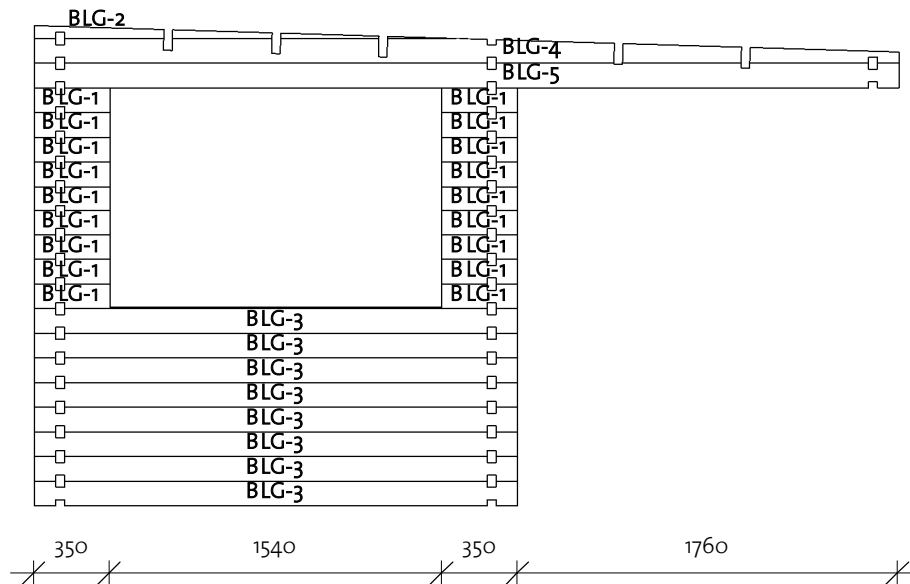
Wall B



Wall B			
Mark	Profile	Count	Cut Length

BLG-1	40X114	18	350
BLG-2*	40X114	1	1957
BLG-3	40X114	8	2240
BLG-4*	40X114	1	4000
BLG-5*	40X114	1	4000

\* Gable - delivered premounted



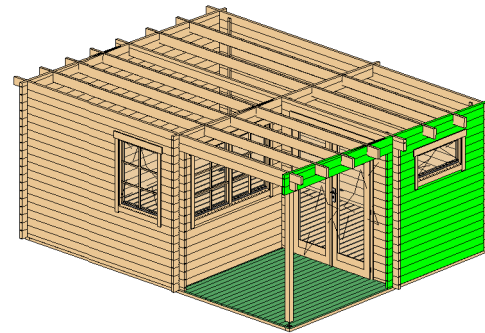
Log Profile Wall B	
Profile	Profile

40X114	
--------	--



# Miami 40 (480x380)

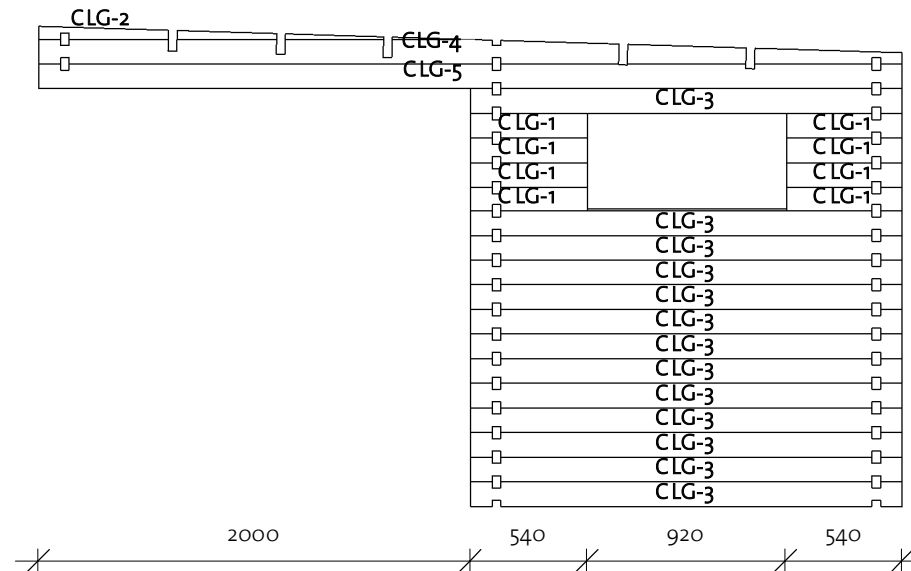
Wall C



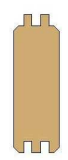
Wall C			
Mark	Profile	Count	Cut Length

CLG-1	40x114	8	540
CLG-2*	40x114	1	1957
CLG-3	40x114	13	2000
CLG-4*	40x114	1	4000
CLG-5*	40x114	1	4000

\* Gable - delivered premounted

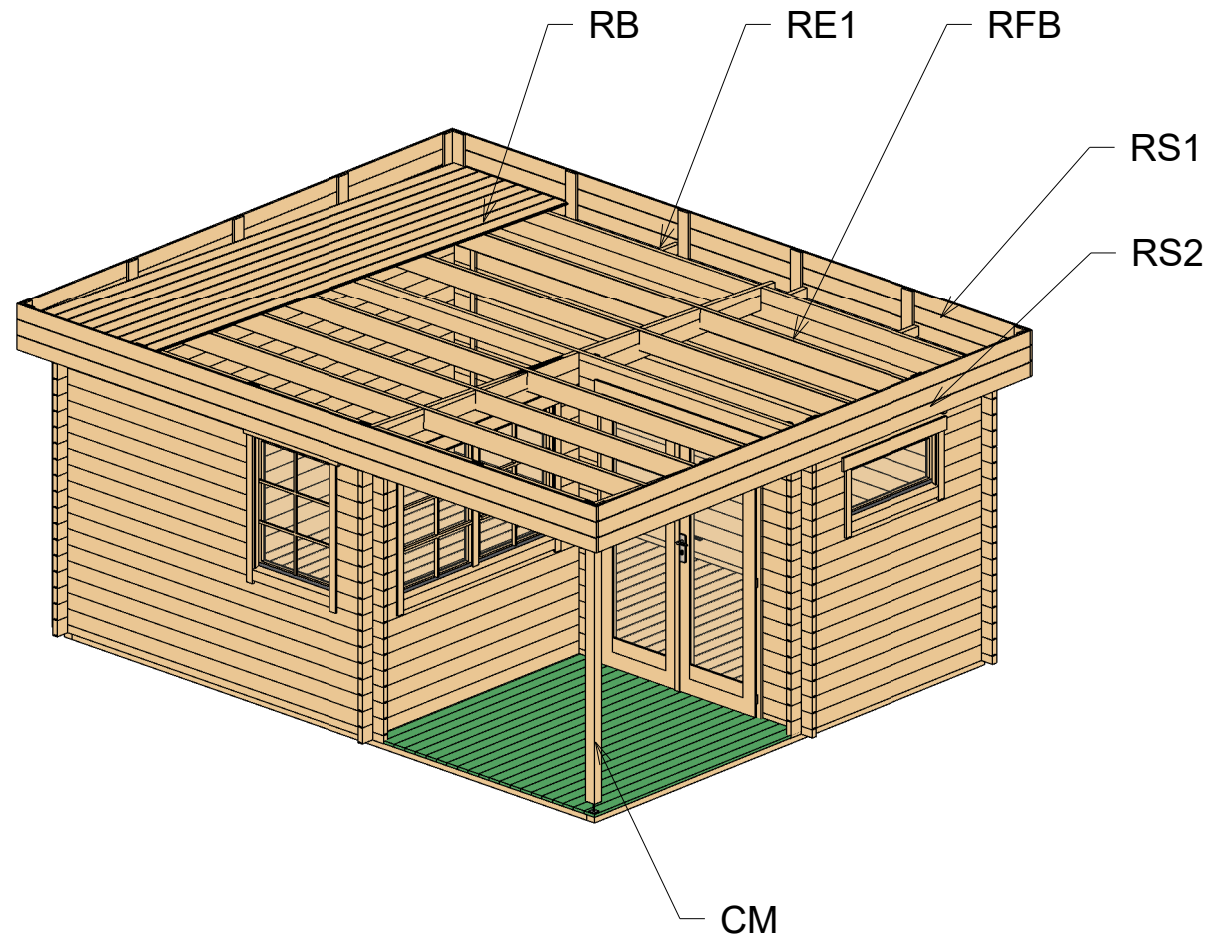


Log Profile Wall C	
Profile	Profile

40x114	
--------	---

# Miami 40 (480x380)

Roof 1



Roof				
Mark	Type	Profile	Count	Length

RB	17x114		47	4152
RE1	40x70		8	200
RFB	Beam 40x143		5	5200

Columns			
Mark	Profile	Count	Length

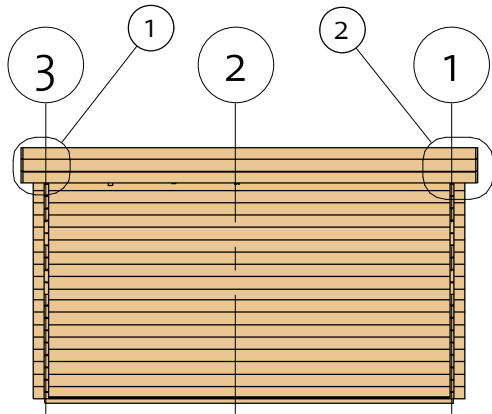
CM	Post 80x70	1	1899
----	------------	---	------

Roof Side Schedule		
Type	Length	Count

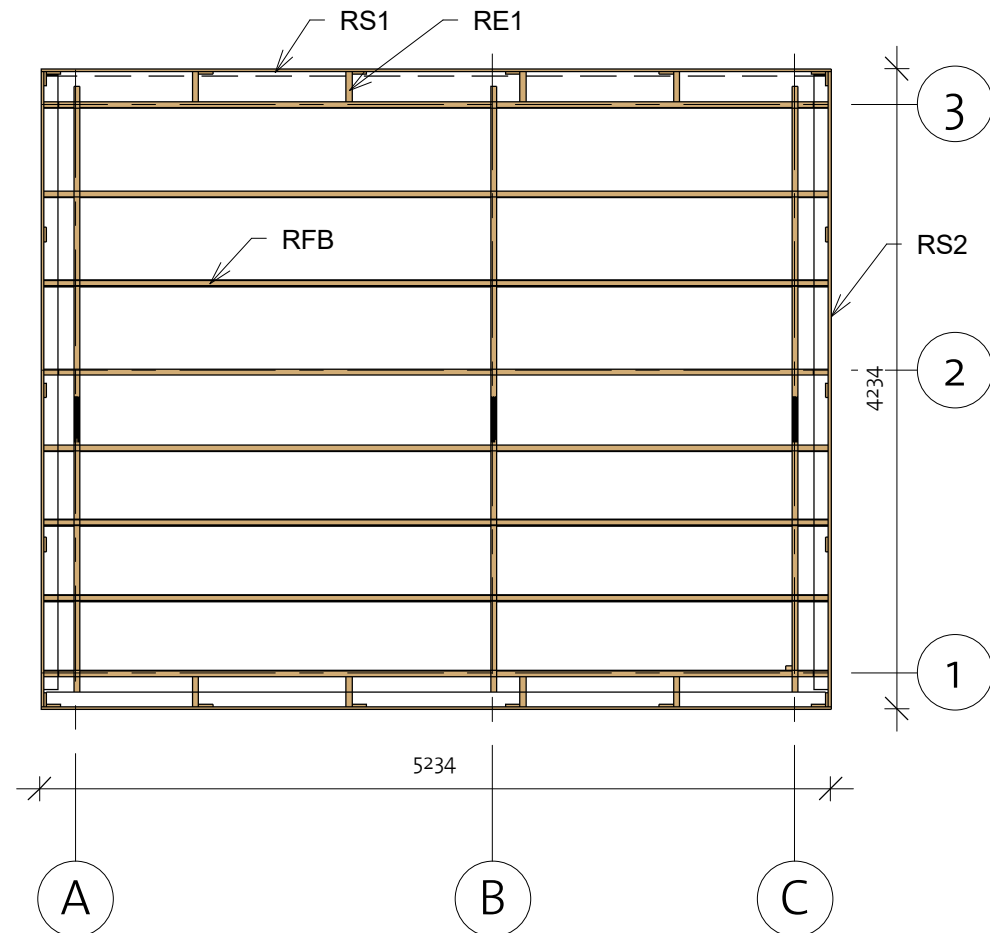
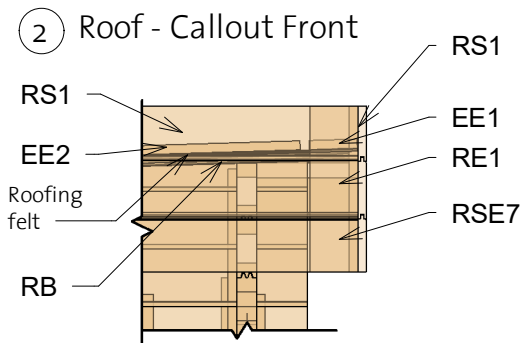
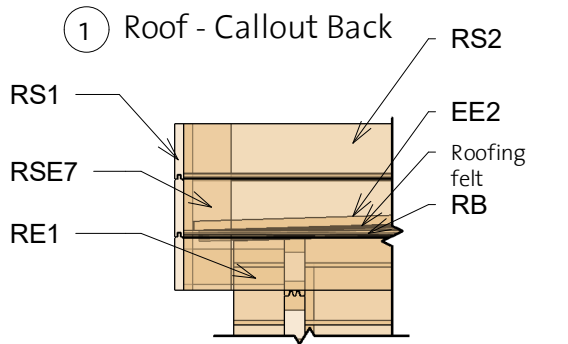
RS1	5234	2
RS2	4200	2

# Miami 40 (480x380)

Roof 2

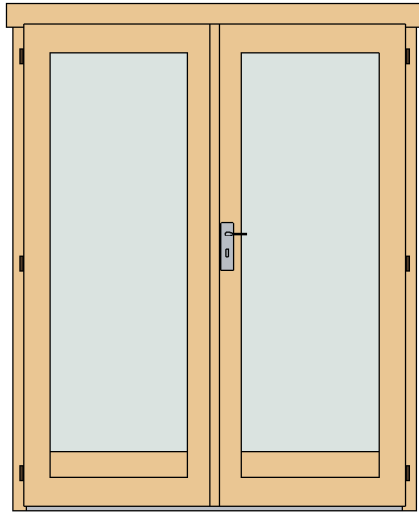


Fascia Schedule				
Mark	Type	Profile	Count	Length
EE1	Eave Edging 18x95		1	5164
EE2	Eave Edging 18x95		2	4067



# Miami 40 (480x380)

Extras




Door Schedule				
Mark	Type	Width	Height	Count
CDD3R	Classic double door 3, full glass right	1425	1955	1
DB	Door beam 1440 mm	40	12	1

Window Schedule				
Mark	Type	Width	Height	Count
CDW1	Classic double window 1	1530	990	1
CW1R	Classic window 1 right	765	990	1
CW7L	Classic window 7, full glass left	915	420	1
WCB6	Windows Crossbar 6	--	--	3

Fasteners & Extras		
Name	Type	Count

Hitblock	300-400 mm	
Adjustable post foot		1
Bolts	M8 x 70	18
Screws	4,0 x 40	35
Screws	5,0 x 70	40
Nails	1,4 x 40	45
Screws	6,0 x 140	65
Screws	4,0 x 50	975


Type	Count	Length
Windboard 18x40	6	2200





# Miami 40 (480x380)

## List of all items 1




### Impregnated foundation beams

Mark	Type	Profile	Count	Length
IFB1	IFB 70x40		8	4650
IFB2	IFB 70x40		2	3790
IFB3	IFB 70x40		1	2065



### Fascia Schedule


Mark	Type	Profile	Count	Length
EE1	Eave Edging 18x95		1	5164
EE2	Eave Edging 18x95		2	4067

### Roof

Mark	Type	Profile	Count	Length
RB	17x114		47	4152
RE1	40x70		8	200
RFB	Beam 40x143		5	5200

### Floor Schedule

Mark	Type	Profile	Count	Length
FB1	FB 17x114		18	1749
FB2	FB 17x114		26	3714
TB	TB 21x95		21	1995

BB	BB 20x40		4	4800
----	-------------	---	---	------

### Columns

Mark	Profile	Count	Length
CM	Post 80x70	1	1899

### Roof Side Schedule

Type	Length	Count
RS1	5234	2
RS2	4200	2

# Miami 40 (480x380)

## List of all items 2

Wall 1			
Mark	Profile	Count	Cut Length

1BL-1	40X57	1	3000
1LG-1	40X114	8	440
1LG-2	40X114	8	1785
1LG-3	40X114	7	3000
1LG-4	40X114	1	5000
1LG-5	40X114	1	3000
1LG-6	40X114	1	3000
1TL-1	40X114	1	5200

Wall 2			
Mark	Profile	Count	Cut Length

2BL-1	40X57	1	338
2BL-2	40X57	1	463
2LG-1	40X114	17	338
2LG-2	40X114	1	5200
2LG-3	40X114	17	463
2TL-1	40X53	1	5200

Wall 3			
Mark	Profile	Count	Cut Length

3BL-1	40X57	1	5000
3LG-1	40X114	16	5000
3LG-2	40X114	1	5000
3TL-1	40X114	1	5200

Wall A			
Mark	Profile	Count	Cut Length

ALG-1	40X114	17	4000
ALG-2*	40X114	1	4000
ALG-3*	40X114	1	4000
ALG-4*	40X114	1	1957

Wall B			
Mark	Profile	Count	Cut Length




BLG-1	40X114	18	350
BLG-2*	40X114	1	1957
BLG-3	40X114	8	2240
BLG-4*	40X114	1	4000
BLG-5*	40X114	1	4000

Wall C			
Mark	Profile	Count	Cut Length

CLG-1	40X114	8	540
CLG-2*	40X114	1	1957
CLG-3	40X114	13	2000
CLG-4*	40X114	1	4000
CLG-5*	40X114	1	4000

\* Gable - delivered premounted

Log Profiles	
Profile	Profile

40X114	
40X114	
40X53	
40X57	